




Name: _____ Class: _____

Colour in the poster.



Tick the ones that are personal information.

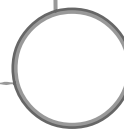
My name



The school I go to



My address



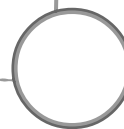
My photos



My pet's name



My age



My favourite football team



My phone number



The country I live in






Name: _____ Class: _____

Personal information is any information that might help someone find you in real life. Your name, address, school, phone number and photos are all personal information and there are many others.

	My profile
	Name: Andrew M Richardson
	Address: 25 Silly Street, Education City
	School: Education City Primary
	Phone Number: 067 123 545

An **adult you trust** is usually someone like a Mum or a Dad or one of the grown ups you live with, maybe even an aunt or uncle. It might be an older brother or sister but they should be grown up.



A **virus** is a program that someone has written to deliberately stop a computer from working.



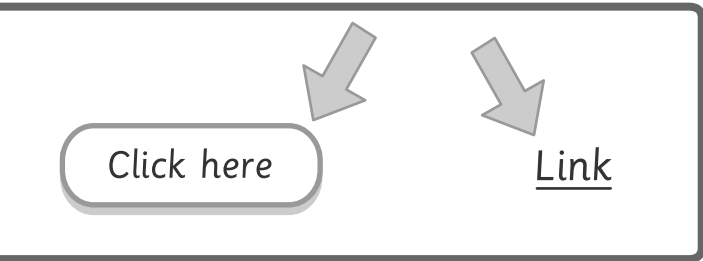
A **stranger** is someone you don't know.




An **email address** is the address you type in an email to make sure it goes to the right person. An example might be twins@edcity.com.



A **link** is somewhere on your computer screen that you click on to take you to a website or another page. It can be either words or a picture.



A **nickname** is a made up name you can use when you're talking to people in a chat room. Online gamers like having exciting nicknames.





Name: _____ Class: _____

Choose your top five tips for Internet safety and place them on the fingers of the hand to remind you of how to stay safe, responsible and respectable online.

Don't share your personal information with other people online – like your address, email address or mobile number.

Think carefully and ask a responsible adult before posting pictures or videos of yourself online.

Never lie about your age on the Internet.

Never give out your passwords even to friends.

If you see something online that is inappropriate always tell a trusted adult immediately.

Think carefully about what you say before you send a message online.



If you copy someone else's work always ask permission and state that it is not your own.



Always buy music and video from trusted sites. Don't try to download them for free.

Only used trusted websites when you buy something online.

Don't befriend people you don't know online.

Always use anti-virus and anti-malware software to keep your computer safe and working.

If someone is nasty to you online press the report abuse button or tell a responsible adult.




Why are these your five top tips?

Write a sentence for each tip to explain why you feel it is important to stay safe, responsible and respectful on the Internet.



Name: _____ Class: _____

It is always important to act in a safe, responsible and respectful way when we are online.



Safe:- Acting safe online is when you act in a way that protects yourself and your personal information.

Responsible:- Acting responsibly online is when you act in an honest way and follow the online internet rules for your age.

Respectful:- Acting with respect online is when you care and protect others feelings, privacy and possessions.

Look at the different scenarios below.

Think about the consequences of each of these scenarios.

Label them to show if they represent the correct or incorrect way to act in safe, responsible and respectful ways online.

1 Stig has found a great website that he wants to sign up to and they are asking for his name address and school details. He fills in the online form.

2 Meg has seen a great new game that she wants to play. It is asking for her bank details. She decides to ask Granny if she will help her buy it.

3 Chip wants to join a great new social network site. It says that he needs to be 13 years old. He thinks they cannot tell that he is only 10 and joins anyway.

4 Meg has fallen out with Klara at school today. She knows that she could just send Klara an instant message but decides to wait until she sees her the next day to clear things up instead.

5 Someone has written some inappropriate comments on Stig's social network page. He decides to tell Granny all about it.

6 Chip has seen a fantastic skateboard that he wants to buy. It has been reduced from £100.00 to £10.00. What a bargain! He buys it straight away.

7 Meg and Chip are completing a presentation about giant land snails. They have found some really good information which they want to include. They use the information, and show the link to the webpage in their presentation.

8 Stig finds it hard to think up passwords for all the different sites he uses online. He thinks it would be best to use one password and he writes on his pencil case, so that he does not forget.

Look at each of the incorrect scenarios above.

Write a short explanation as to what the consequence of this scenario could be.

Change each of the incorrect scenarios above, to offer a suitable way for acting **safe**, **responsible** and **respectful** online.

I need to make up a password but I'm not very good at remembering things.

Do you think it would be OK to use my name?



Using your name for a password might make it easy for people to guess what it is and start using it.

Why not mix capital letters and numbers together to make a password?



How often do you think Klara should change her password? Why?

Meg and Chip have been asked to create a list for the other students, containing rules you should remember when using instant messaging and social networking sites.



Can you come up with five rules you should follow?

Internet safety rules:

1. Don't give out personal information such as your address and telephone number.
2. Always check with an adult before posting pictures of yourself or others online.
3. Don't respond to any messages that are mean or in any way make you feel uncomfortable. Always tell an adult!
4. Always be careful with what you say to others online. Never say something hurtful, even if it's a joke.
5. Remember that anything written online is permanent!

Can you think of any consequences of not following these rules?

Stay Safe Online

for Middle Years

- 1 Keep your personal information safe.
- 2 Protect your password.
- 3 Remember that not everyone online is who they say they are.
- 4 Never agree to meet up with anyone you have met online.
- 5 Never open emails from people that you don't know.
- 6 Check your privacy settings.
- 7 If you use social networking sites, remember that it's not a game to add as many people as you can to look more popular!
- 8 Think carefully before uploading photos.
- 9 Always ask permission to use the Internet and ask an adult which websites you can visit.

10 If you see anything on the Internet that makes you feel uncomfortable, tell an adult that you trust.

